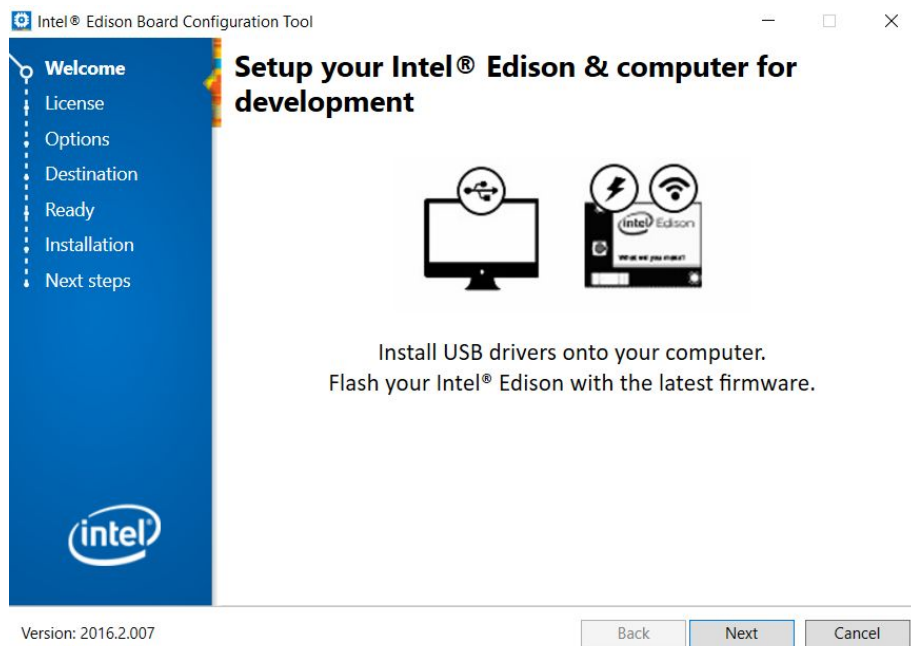


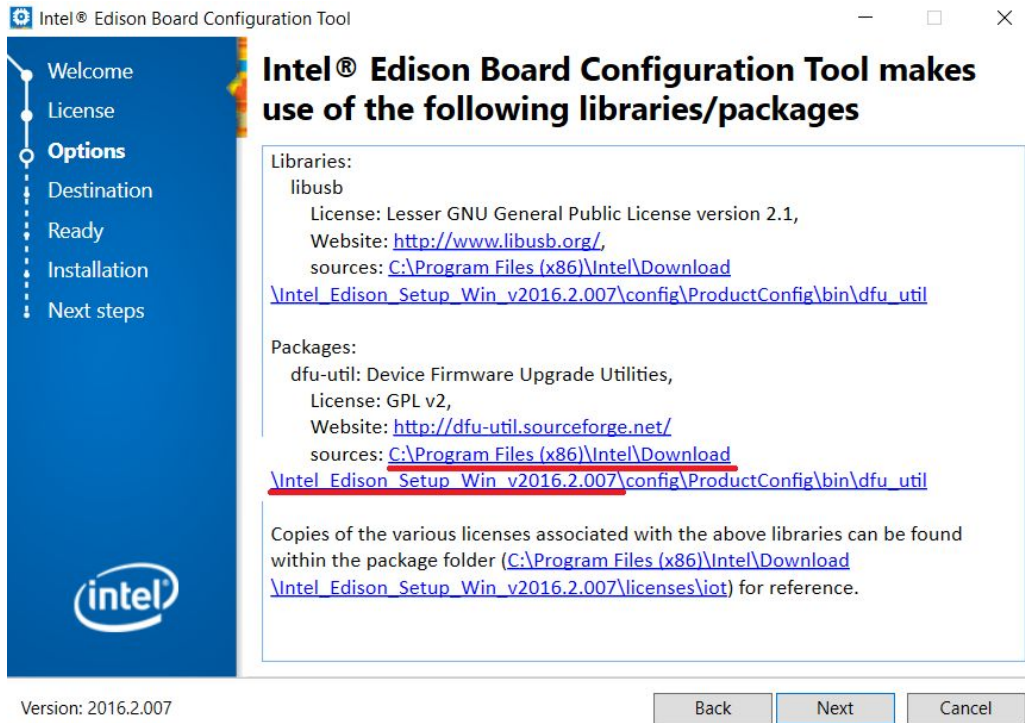
Workaround for Windows version of Intel Configuration Tool

Currently Intel is having troubles with their download server, so there may be issues installing the driver via Intel Edison Board Configuration Tool. To avoid experiencing this issue please follow this workaround.

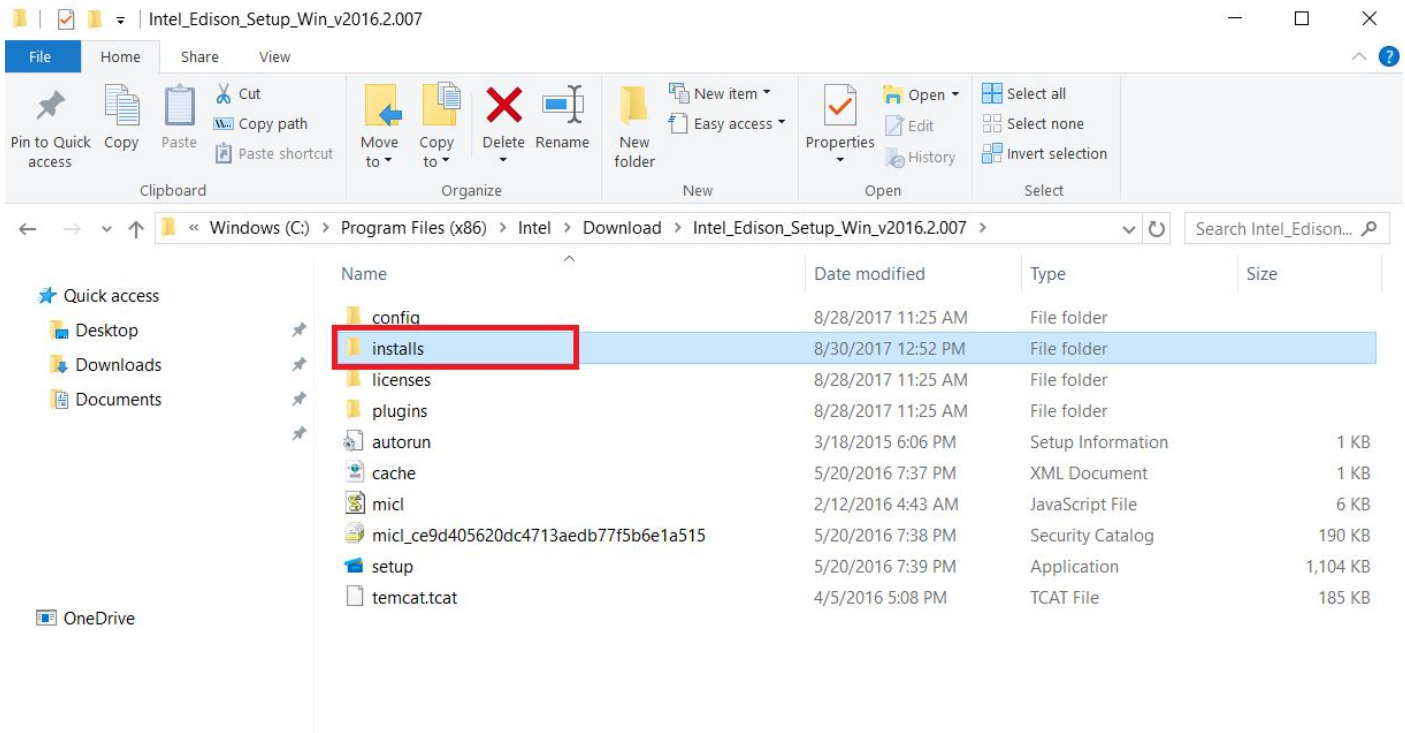
1. Download [Configuration Tool](#) and [Standalone Windows Driver for Edison](#)
2. Run Intel Tool and proceed to Options step



- Open the temporary folder used during Tool installation (the address on the screenshot may vary)



- Navigate to “installs” folder



5. Manually put Edison Standalone Driver in “installs” folder

NAME	DATE MODIFIED	TYPE	SIZE
CDM v2.12.06 WHQL Certified	8/11/2017 2:02 PM	Application	2,047 KB
galileo_drivers	8/24/2015 9:42 AM	7Z File	378 KB
install	8/25/2017 5:43 PM	LOG File	2 KB
IntelDnXUSBDriverSetup	5/22/2015 3:18 PM	Application	1,141 KB
IntelEdisonDriverSetup1.2.1	8/28/2017 10:57 AM	Application	9,186 KB
iot-devkit-prof-dev-image-edison-20160315	8/15/2017 8:56 AM	Compressed (zipped) F...	99 KB
micl_ce9d405620dc4713aedb77f5b6e1a515	5/20/2016 7:38 PM	Security Catalog	190 KB

6. Proceed to “Install Drivers” in Configuration Tool.

The screenshot shows the 'Set up options' window of the Intel Edison Board Configuration Tool. The window title is 'Intel® Edison Board Configuration Tool'. On the left, a navigation pane lists: Welcome, License, Options (selected), Destination, Ready, Installation, and Next steps. The main area displays four configuration options:

- USB drivers installed:** Indicated by a green checkmark and a monitor icon. A blue button labeled 'Repair Drivers >' is to the right.
- Firmware version installed: not detected.** Indicated by a yellow lightning bolt icon and a USB drive icon. The text below reads 'Latest available: 201603141535'. A blue button labeled 'Flash Firmware >' is to the right.
- Intel® Edison not detected.** Indicated by a grey padlock icon and a USB drive icon. A grey button labeled 'Enable Security >' is to the right.
- Intel® Edison not detected.** Indicated by a grey Wi-Fi icon and a USB drive icon. A grey button labeled 'Connect WiFi >' is to the right.

At the bottom left, the version is 'Version: 2016.2.007'. At the bottom right, there are 'Back' and 'Finish' buttons.